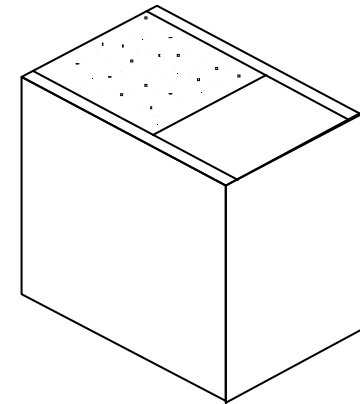
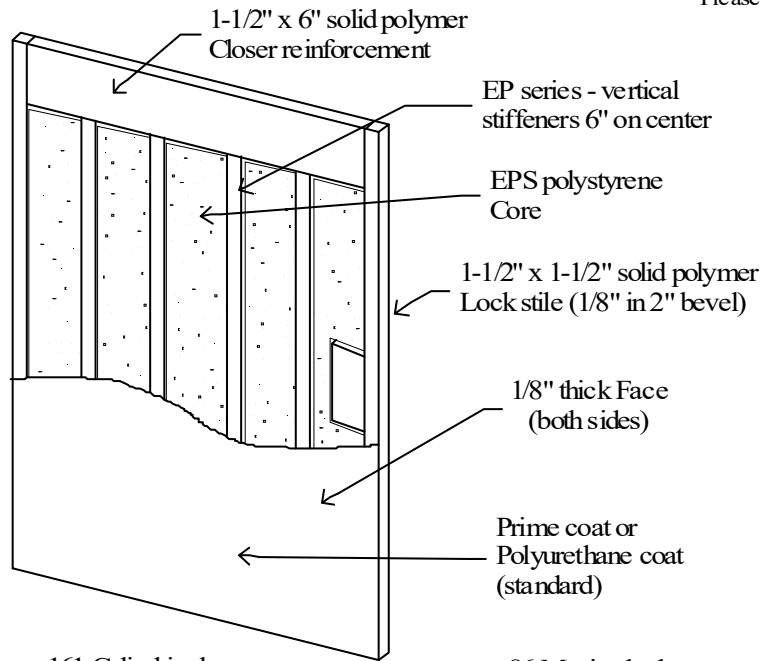


EP Series (premier)

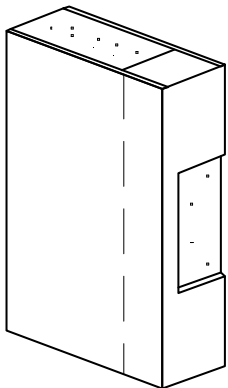
Specifications

Doors shall be EP series Manufactured by Edgewater Door, Neenah, Wisconsin. Doors shall be of full flush construction 1-3/4" in thickness, manufactured utilizing pultruded fiberglass components for flexibility, durability, superior strength and chemical resistance. Laminated composite door faces shall be urethane fused to the stile and rail assembly, including the vertical stiffeners and surface area of core material, utilizing a two-part 100 percent reactive urethane adhesive, and then cured under pressure until completely bonded. Both lock and hinge stiles and top and bottom rails of the door shall be filled and ground smooth for a completely sealed construction. Doors shall have a beveled (1/8" in 2") lock edge.

Please note: astragals supplied by Edgewater only if noted on order.



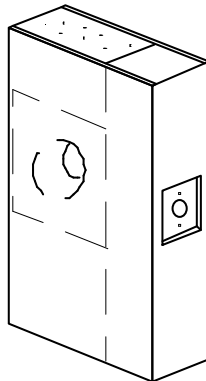
Door hinge Reinforcement



Butt hinge preps Pre-drilled for screws

solid polymer hinge reinforcement

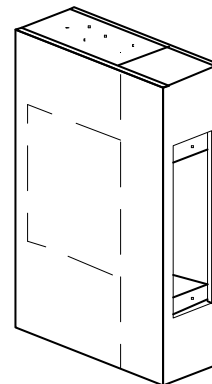
161 Cylindrical Lock reinforcement



solid polymer lock reinforcement

40-5/16" from floor to centerline of strike (standard)

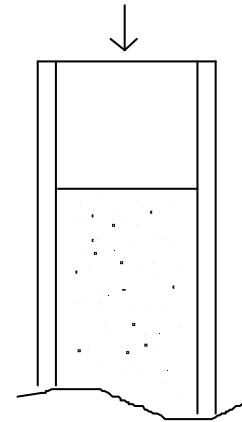
86 Mortise lock reinforcement



solid polymer lock reinforcement

40-5/16" from floor to centerline of strike (standard)

Hinge & lock stiles Top & bottom rails (seamless)



Job Number:

Project:

Sheet Number:

Of: